

AEROLITE

SPECIFICATIONS

The lightest and most nimble of the Eldorado "Aero" product line, the AeroLite offers easy maneuverability in confined spaces and narrow city streets with added stability provided from dual rear wheels. AeroLite's stylish, modern composite fiberglass body is highly resistant to impact, rust and corrosion.

Legendary Reliability.

- Steel-reinforced composite body absorbs significant shock, minimizes damage and improves safety in the event of an accident
- A non-CDL option for 14 or fewer people, with 6" more headroom than conventional passenger vans
- From modular wiring systems, and easy-to-clean finishes to antimicrobial fabrics, we strive to find every possible way to ease your maintenance workload.
- Eldorado's ISO9000 quality program ensures 300 components are cycle and function tested before we ship your bus.
- Exceeds FMVSS220, FMVSS214, and 5 year/150,000 mile Altoona durability requirements and more

*Varies based on your state and the options selected. *Photo shown with optional equipment.



STANDARD CHASSIS EQUIPMENT

| | FORD | GM |
|---------------------|-------------------------------------|--------------------------------|
| Engine | 6.2L Gas 6.8L Gas | 6.0L Gas |
| Transmission | Electronic 6-Speed Auto | Electronic 6-Speed Auto |
| Fuel Tank | 40 Gallon 55 Gallon | 35 Gallon 57 Gallon |
| Brakes | Power w/4 wheel antilock | Power w/4 wheel antilock |
| Alternator | 225 Amp. 240 Amp. (6.2L Only) | 220 Amp. |

STANDARD BODY EQUIPMENT

- Grey Floor Rubber
- Driver & Entry Door Stanchion w/ Modesty Panel
- EP4 Electrical System
- 3/4" Plywood Flooring
- LED Interior Dome lights
- LED Stop/Tail/Turn/Backup Lights
- Tinted 41" Solid Glass Windows
- Rear-View Flat/Convex Mirrors
- Commercial Seats
- Floor Seat Track
- Fiberglass Molded Front and Rear Caps

POPULAR OPTIONS

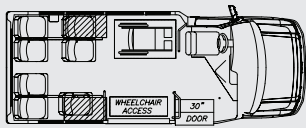
- Front or Rear Lifts
- 3/4" Marine-Grade Plywood Floor
- AM/FM/BT() Radio
- Backup Alarm
- Backup Camera
- Battery Compartment
- Colored Flooring
- Interior Mirrors
- Egress Windows
- Rear Heater
- Rear In-Wall A/C
- Rear Luggage Wall
- Reverse Backup Sensors
- Roof Escape Hatch
- Spare Tire
- Stainless Steel Wheel Covers
- Tinted T-Slide Windows

SPECIFICATIONS

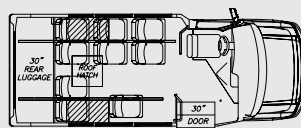
| MODEL | 190 | 200 | 210 |
|---|------------------|------------------|------------------|
| Maximum Passenger Capacity | 13 | 13 | 13 |
| Maximum Seating Rows | 4 | 4 | 4 |
| Interior Height 6" from Sidewall | 71" | 71" | 71" |
| Interior Height at Center Aisle | 75" | 75" | 75" |
| Interior Width | 83" | 83" | 83" |
| Entrance Door | 30" | 30" | 30" |
| Overall Height | 109" | 109" | 109" |
| Overall Length with Bumper | 229" | 249" | 259" |
| Overall Width with No Mirrors | 88" | 88" | 88" |
| Wheelbase Ford | 138" | 138" | 138"/158" |
| Wheelbase GM | 139" | 139" | 139"/159" |
| GVWR | 11,500 12,300 | 11,500 12,300 | 11,500 12,300 |

*Varies based on state and option selected. **Various passenger/wheelchair configurations available.

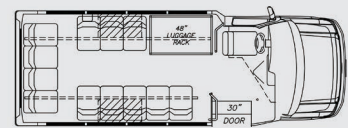
POPULAR FLOOR PLANS



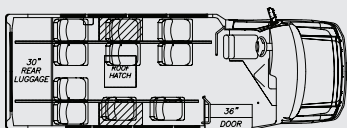
AeroLite 190
7 & 1 with Front Lift



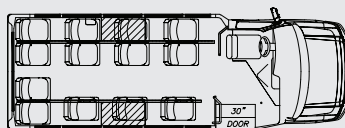
AeroLite 190
9 Passenger with Rear Luggage



AeroLite 200
12 Passenger Perimeter with Front Luggage



AeroLite 210
10 with Rear Luggage



AeroLite 210
13 Passenger

Due to ongoing engineering improvements, Eldorado reserves the right to make changes without notification.