



**SPIRIT**



## SPECIFICATIONS

When transporting executives and clients who demand high-end transport at an affordable cost, the Spirit from Federal Coach always comes through. Continuing to lead the industry in innovative luxury coach conversions, our corporate, luxury and limousine coaches suit your every need.

**Excellence comes standard.**

- Curved Radius walls create a polished modern allure
- Large touring and front observation windows enhances visibility
- All-fiberglass body and one-piece fiberglass roof extends the life of your bus and protects against road salt and other corrosive agents
- A wide array of amenities available exceed expectations for style and comfort
- ADA-compliant, QVM certified and ISO certified

\*Varies based on your state and the options selected. \*Photo shown with optional equipment.



OUR VEHICLES CONNECT AND PROTECT  
PEOPLE AROUND THE WORLD EVERY DAY.  
[www.revgroup.com](http://www.revgroup.com)

## STANDARD CHASSIS EQUIPMENT

Engine	V-10 Fuel Injected 6.8L Gas
Transmission	6-Speed Auto w/Overdrive
Fuel Tank	40 Gallon 55 Gallon
Brakes	4 wheel Disc with ABS
Alternator	225 Amp.

## STANDARD BODY EQUIPMENT

- Primed Box Steel Body Frame
- Molded Fiber Glass Rear Bumper
- 32" Electric Bi-Fold Side Entry Door
- Safety Loop Drive Shaft
- Easy Access Electrical Panel
- Fiberglass Skin and Insulation
- 5/8" Exterior Grade Plywood Floor
- Interior Dome, Stepwell and Exterior LED Lighting
- Manual Breakaway Velvac Mirrors
- Modesty Panel with Entry Handrail
- White Gelcoat Body Paint
- Soundproofing Frame and Structure Undercoating
- Large Solid Windows
- Grey Padded Vinyl Ceiling and Walls
- Front Observation Window
- Gerflor Flooring

## POPULAR OPTIONS

- Corporate Collection Rigid Seating
- Retractable Seat Belts
- Salon, Conference, Dinette, or High Back Seating Options
- Limo Partition Wall
- Dual LCD TV/AM/FM/CD/DVD Player
- Rowlux Ceiling
- Fixed or Removable Tables & Bars
- Overhead Luggage with Dual Reading Lights
- Altro Flooring
- Fiberglass Running Boards
- Black-Out Entry Door & Windows
- MORryde Suspension
- Back-Up Alarm & Monitor
- Lift Options Available
- Frameless Windows

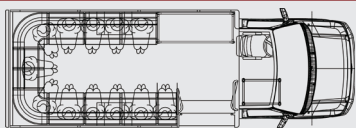
\*Please see your sales person to determine which options are available in your model of choice.

## SPECIFICATIONS

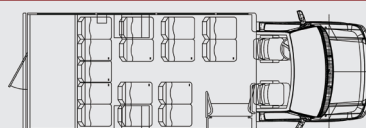
MODEL	23'	27'
Maximum Passenger Capacity	19	27
Maximum Seating Rows	4.5	7.5
Interior Height 6" from Sidewall	67.5"	67.5"
Interior Height at Center Aisle	77.5"	77.5"
Interior Width	92.5"	92.5"
Electric Entrance Door	30"	30"
Overall Height	110"	110"
Overall Length with Bumper	289"	333"
Overall Width with No Mirrors	95.5"	95.5"
Wheelbase	158"	208"
GVWR	12,500 or 14,500	14,500

\*Varies based on state and option selected. \*\*Various passenger/wheelchair configurations available.

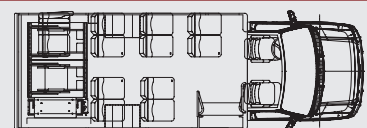
## POPULAR FLOOR PLANS



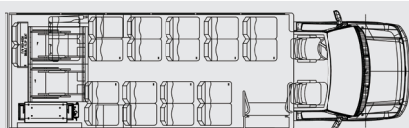
**23' Spirit**  
12 Passenger Perimeter Seating & Luggage



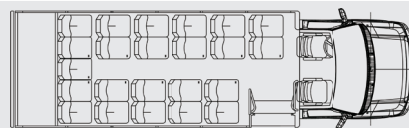
**23' Spirit**  
15 Passenger with Rear Luggage



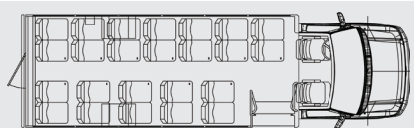
**23' Spirit**  
10 + 2 with Rear Lift



**27' Spirit**  
22 + 2 with Rear Lift



**27' Spirit**  
23 Passenger with Rear Luggage



**27' Spirit**  
24 Passenger

Due to ongoing engineering improvements, Federal Coach reserves the right to make changes without notification.